


# Hosting your own FTP Server for Navori Tycoon Network

## Configuration Chart




# PRIVATE NETWORK

## TYCOON server PC



TYCOON Server communicates to the FTP server through your Internet connection.


## NOFEEL FTP Server running on XP-Pro PC



The NOFEEL FTP Server runs on a separate PC from the TYCOON Server software.

# PUBLIC INTERNET

## TYCOON network player PC



If you have a static IP address then you may either use it or register with a third party DNS service and select the URL of your choice.

## DNS Service

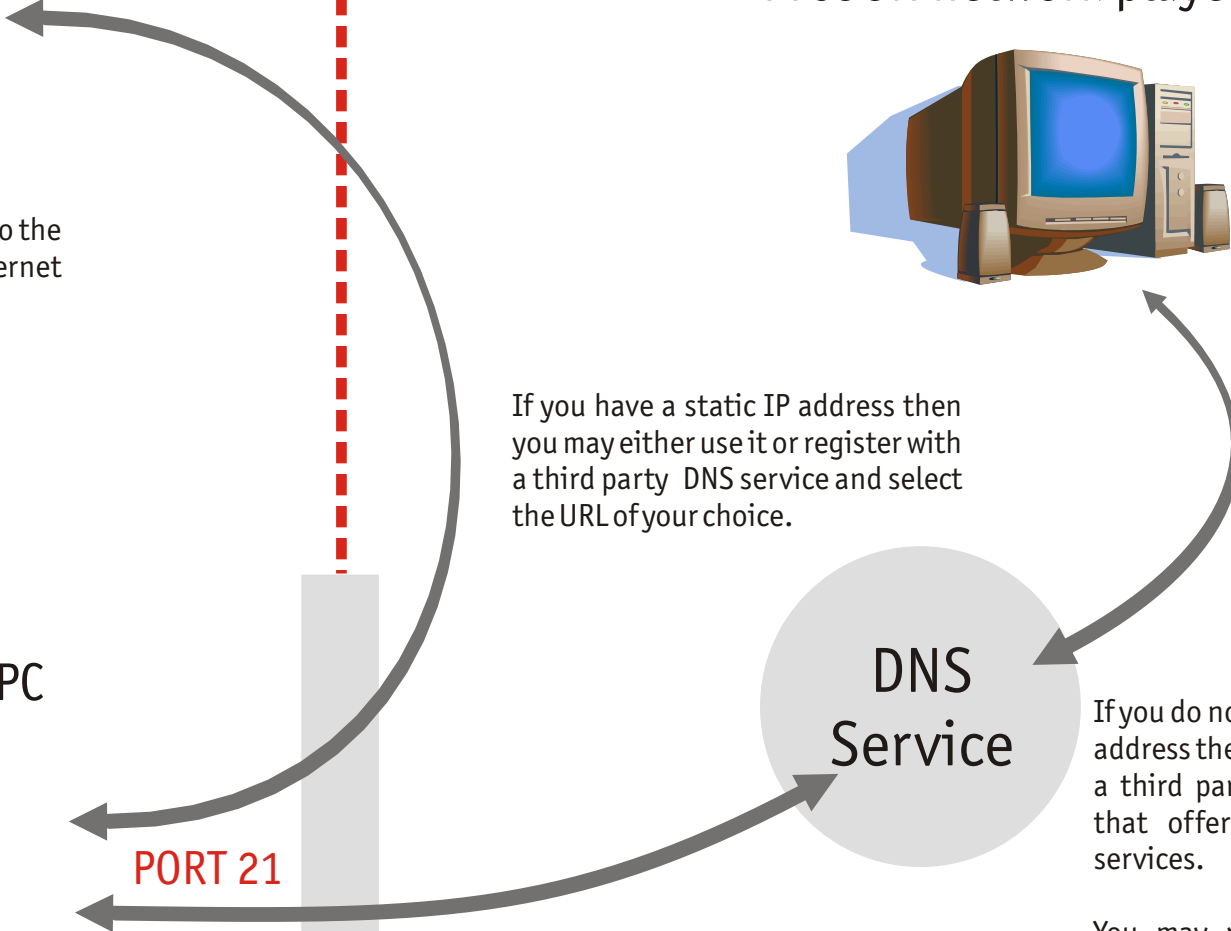
If you do not have a static IP address then you should use a third party DNS provider that offers Dynamic DNS services.

You may need to run an extra application on your FTP Server PC to support this.

In order to be visible on the Internet, you must open port 21 on your firewall router.

**NETWORK FIREWALL**

**PORT 21**



## Commercial DNS Service providers:

Easy DNS - [www.easydns.com](http://www.easydns.com)

DynDNS - [www.dyndns.com](http://www.dyndns.com)

No-IP.com

Dynup.net

Questions or comments about this tutorial  
should be directed to [mdoran@connectedsign.com](mailto:mdoran@connectedsign.com) or by phone at:

1-866-833-2723

© copyright 2006, Maurice Doran  
All rights reserved.